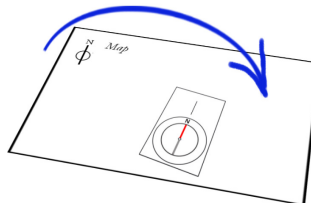
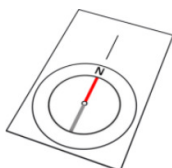


Compass skills

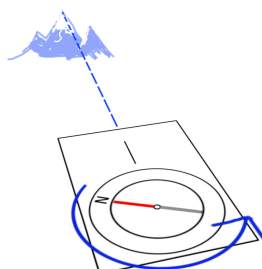
Orient a map using a compass

1. Align:
 - direction of travel arrow
 - bezel
 - needleso that all are pointing North
2. Position the map under the compass so that the top of the map (North) points in the same direction as the compass needle



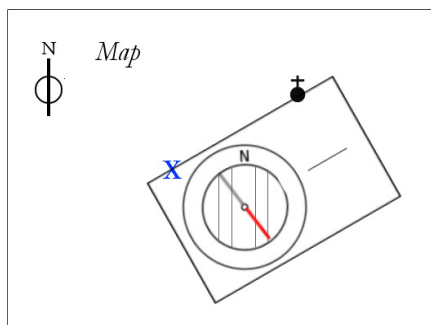
Take a bearing on an object

1. Point the direction of travel arrow at the object
2. Swivel the bezel until North on the bezel is aligned with North according to the needle
3. The bearing is the number on the bezel that is in line with your direction of travel



Take a bearing on a map

1. Align the side of the baseplate so it runs from the first point to the second point you are basing your bearing on
2. Swivel the bezel so that North on the bezel is pointing to North on the map. *It doesn't matter where the needle is pointing*
3. The bearing is the number on the bezel that is in line with your direction of travel



Walk on a bearing

1. Take your bearing on the map as described above.
2. Remove the map, hold the compass flat, and *without touching the bezel*, rotate the whole compass until North on the bezel is aligned with North on the needle.
3. Follow your direction of travel arrow.

