

Benchmark 1


A stable careers programme

Your school has met 82% of the 17 assessment areas in benchmark 1


82%

Show details ▾

Your previous score May 2019 **82%**



Percentage of schools nationally meeting this benchmark 2018 **6%**



Benchmark 2


Learning from career & labour market information

Your school has met 100% of the 2 assessment areas in benchmark 2

100%

Show details ▾

Your previous score May 2019 **100%**



Percentage of schools nationally meeting this benchmark 2018 **32%**



Benchmark 3


Addressing the needs of each pupil

Your school has met 90% of the 7 assessment areas in benchmark 3


90%

Show details ▾

Your previous score May 2019 **72%**



Percentage of schools nationally meeting this benchmark 2018 **13%**



Benchmark 4


Linking curriculum learning to careers

Your school has met 37% of the 4 assessment areas in benchmark 4

37%

Show details ▾

Your previous score May 2019 **50%**



Percentage of schools nationally meeting this benchmark 2018 **26%**



Benchmark 5


Encounters with employers & employees

Your school has met 100% of the single assessment area in benchmark 5


100%

Show details ▾

Your previous score May 2019 **100%**



Percentage of schools nationally meeting this benchmark 2018 **38%**



Benchmark 6

Experiences of workplaces

Your school has met 25% of the 2 assessment areas in benchmark 6

25%

Show details ▾

Your previous score May 2019 **25%**



Percentage of schools nationally meeting this benchmark 2018 **37%**



Benchmark 7

Encounters with further and higher education

Your school has met 58% of the 6 assessment areas in benchmark 7


58%

Show details ▾

Your previous score May 2019 **54%**



Percentage of schools nationally meeting this benchmark 2018 **13%**



Benchmark 8


Personal guidance

Your school has met 50% of the 2 assessment areas in benchmark 8

50%

Show details ▾

Your previous score May 2019 **75%**



Percentage of schools nationally meeting this benchmark 2018 **49%**

