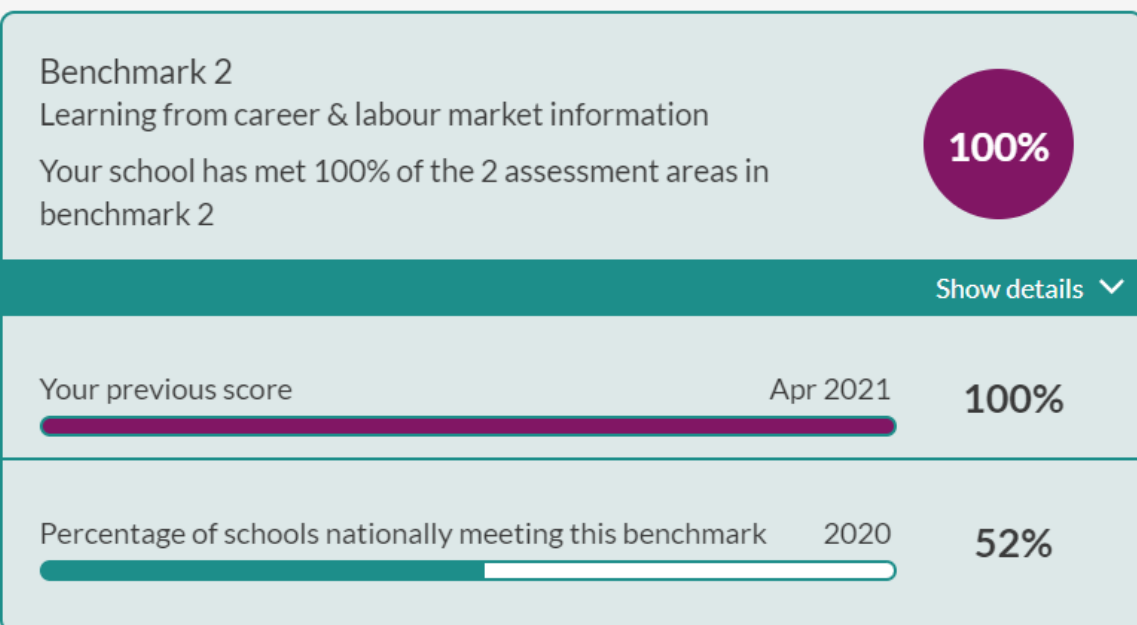
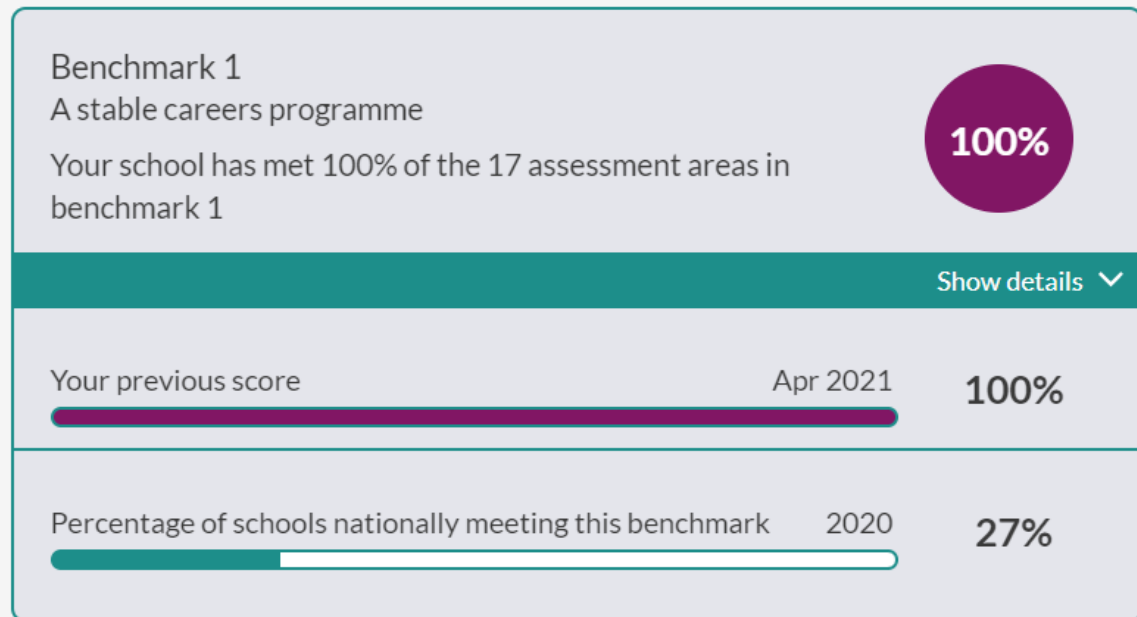


Results

6 July 2021

The Arthur Terry School

Your results show how your answers compare to the 8 Gatsby Benchmarks. They can help you to identify strengths and areas for improvement.



Benchmark 3

Addressing the needs of each pupil

Your school has met 90% of the 7 assessment areas in benchmark 3


90%

Show details 

Your previous score

Apr 2021


90%



Percentage of schools nationally meeting this benchmark

2020

25%



Benchmark 4

Linking curriculum learning to careers

Your school has met 62% of the 4 assessment areas in benchmark 4

62%

Show details 

Your previous score

Apr 2021


62%



Percentage of schools nationally meeting this benchmark

2020

45%



Benchmark 5

Encounters with employers & employees

Your school has met 50% of the single assessment area in benchmark 5




Show details 

Your previous score


Apr 2021

100%



Percentage of schools nationally meeting this benchmark 2020

58%



Benchmark 6

Experiences of workplaces

Your school has met 100% of the 2 assessment areas in benchmark 6



Show details 

Your previous score

Apr 2021

75%



Percentage of schools nationally meeting this benchmark 2020

52%



Benchmark 7

Encounters with further and higher education

Your school has met 66% of the 6 assessment areas in benchmark 7

66%

Show details 

Your previous score

Apr 2021


75%



Percentage of schools nationally meeting this benchmark

2020

30%



Benchmark 8

Personal guidance

Your school has met 75% of the 2 assessment areas in benchmark 8


75%

Show details 

Your previous score

Apr 2021

87%



Percentage of schools nationally meeting this benchmark

2020

61%

