

# Results

14 March 2022

## The Arthur Terry School

Your results show how your answers compare to the 8 Gatsby Benchmarks. They can help you to identify strengths and areas for improvement.

### Benchmark 1

A stable careers programme

Your school has met 100% of the 17 assessment areas in benchmark 1

100%

Show details ▾

Your previous score

Jul 2021

100%

Percentage of schools nationally meeting this benchmark

2020

27%

### Benchmark 2

Learning from career & labour market information

Your school has met 100% of the 2 assessment areas in benchmark 2

100%

Show details ▾

Your previous score

Jul 2021

100%

Percentage of schools nationally meeting this benchmark

2020

52%

### Benchmark 3

Addressing the needs of each pupil

Your school has met 100% of the 7 assessment areas in benchmark 3


100%

Show details 

Your previous score

Jul 2021

90%



Percentage of schools nationally meeting this benchmark

2020

25%



### Benchmark 4

Linking curriculum learning to careers

Your school has met 100% of the 4 assessment areas in benchmark 4


100%

Show details 

Your previous score

Jul 2021


62%



Percentage of schools nationally meeting this benchmark

2020

45%



### Benchmark 5

Encounters with employers & employees

Your school has met 100% of the single assessment area in benchmark 5



Show details 

Your previous score

Jul 2021


50%



Percentage of schools nationally meeting this benchmark

2020

58%



### Benchmark 6

Experiences of workplaces

Your school has met 100% of the 2 assessment areas in benchmark 6




Show details 

Your previous score

Jul 2021

100%



Percentage of schools nationally meeting this benchmark

2020

52%



### Benchmark 7

Encounters with further and higher education

Your school has met 79% of the 6 assessment areas in benchmark 7


79%

Show details 

Your previous score

Jul 2021


66%



Percentage of schools nationally meeting this benchmark

2020

30%



### Benchmark 8

Personal guidance

Your school has met 75% of the 2 assessment areas in benchmark 8


75%

Show details 

Your previous score

Jul 2021

75%



Percentage of schools nationally meeting this benchmark

2020

61%

