

# Results

18 November 2022

The Arthur Terry School

## Benchmark 1

A stable careers programme

Your school has met 100% of the 17 assessment areas in benchmark 1


**100%**

Show details 

Your previous score


May 2022

**100%**



Percentage of schools nationally meeting this benchmark 2021

**43%**



## Benchmark 2

Learning from career & labour market information

Your school has met 100% of the 2 assessment areas in benchmark 2


**100%**

Show details 

Your previous score

May 2022

**100%**



Percentage of schools nationally meeting this benchmark 2021

**66%**




**Benchmark 3**  
Addressing the needs of each pupil

Your school has met 100% of the 7 assessment areas in benchmark 3




Show details

Your previous score May 2022 **100%**



Percentage of schools nationally meeting this benchmark 2021 **38%**




**Benchmark 4**  
Linking curriculum learning to careers

Your school has met 100% of the 4 assessment areas in benchmark 4



Show details

Your previous score May 2022 **100%**



Percentage of schools nationally meeting this benchmark 2021 **60%**




**Benchmark 5**  
Encounters with employers & employees

Your school has met 100% of the single assessment area in benchmark 5




Show details

Your previous score May 2022 **100%**



Percentage of schools nationally meeting this benchmark 2021 **56%**




Benchmark 6  
Experiences of workplaces

Your school has met 100% of the 2 assessment areas in benchmark 6



Show details 

Your previous score May 2022 **100%**



Percentage of schools nationally meeting this benchmark 2021 **36%**




Benchmark 7  
Encounters with further and higher education

Your school has met 100% of the 6 assessment areas in benchmark 7




Show details 

Your previous score May 2022 **100%**



Percentage of schools nationally meeting this benchmark 2021 **33%**



Benchmark 8  
Personal guidance

Your school has met 100% of the 2 assessment areas in benchmark 8



Show details 

Your previous score May 2022 **75%**



Percentage of schools nationally meeting this benchmark 2021 **65%**

